

Waikato Series



Innovators of Hardware for Windows & Doors



Lever
7



**Waikato 7
Hinged Door Lever set on Plate**

DS1300/7 Round End Plate Furniture
 DS1400/7 Square End Plate Furniture
For plate range contact Doric
 Material: 316 Stainless Steel
 Finish: Satin Stainless Steel (SSS)
 On Request: Polished Brass (PVD)



**Waikato 7
Commercial Lever Set on Plate**

DN5400/7 Round End Plate Series
 DN5300/7 Square End Plate Series
For plate range contact Doric
 Material: 316 Stainless Steel and Solid Brass
 Finish: Satin Stainless Steel (SSS)
 Satin Nickel (SNP)

Made to Order

Turns & Escutcheons



Thumb Turn
 DN303
 316 SS Cover
 Zinc Die Cast
 5mm Spindle



Emergency Release Indicator
 DN302
 316 SS Cover
 Zinc Die Cast
 5mm Spindle



Thumb Turn
 DN306
 316 SS Cover
 Zinc Die Cast
 5mm Spindle



Emergency Release
 DN317
 316 SS Cover
 Zinc Die Cast
 5mm Spindle



Round Euro Profile Escutcheon
 DN902
 316 SS Cover
 Zinc Die Cast
 54mm Diameter



Round Oval Escutcheon
 DN901
 316 SS Cover
 Zinc Die Cast
 54mm Diameter



DIF Turn
 DN305
 316 SS Cover
 Zinc Die Cast
 5mm Spindle



Privacy Bolt
 DN300
 Zinc Die Cast
 5mm Spindle



**Waikato
Sliding Door Lock**

DS920 Lockset with two cylinders
DS921 Latchset
DS922 Lockset with external cylinder
DS925 Lockset with internal cylinder
DS928 Dummy handle
Cover Material: 316 Stainless Steel
Polesium™
Metacom™
Finish: Satin Stainless Steel (SSS)
Powdercoat (PC)
Satin Chrome (SCP)
Matt Silver (eSilver)



**Waikato 7
Hinged Door Leverset on Rose**

DS1160/7 Passage Set
DS1161/7 Privacy Set
DS1162/7 Dummy Set
Material: Solid Cast 316 Stainless Steel
Finish: Satin Stainless Steel (SSS)

Sets come complete with latch bolt, latch box, striker and all fixings where applicable



**Waikato
Entrance Pull Handle**

DN195 Back to Back Fixing
350mm Length Overall
Material: Solid Cast 316 Stainless Steel
Finish: Satin Stainless Steel (SSS)





Cylinder Options

Sliding Doors

DS155 5 Pin

Hinged Doors

DN601 5 Pin Oval

DN603 Oval Turn

DS186 5 Pin Euro

DS1272 5 Pin Euro

DS1266 5 Pin Euro & Turn



External Handles Sliding Door



Layback Handle without Cylinder Hole

DS891 Metacom™

DS891/2 Stainless Steel

DS893 Polesium™

Finishes: Satin Stainless Steel (SSS)

Satin Silver (eSilver)

Satin Chrome Plate (SCP)

Powdercoat (PC)

Satin Black (eBlack)

Chrome Plated (CP)



Layback Handle with Cylinder Hole

DS890 Metacom™

DS890/2 Stainless Steel

DS892 Polesium™

Finishes: Satin Stainless Steel (SSS)

Satin Silver (eSilver)

Satin Chrome Plate (SCP)

Powdercoat (PC)

Satin Black (eBlack)

Chrome Plated (CP)



Low Profile Plate without Cylinder Hole

DS841 Polesium™

DS843 Metacom™

Finishes: Satin Stainless Steel (SSS)

Satin Silver (eSilver)

Satin Chrome Plate (SCP)

Powdercoat (PC)

Satin Black (eBlack)

Chrome Plated (CP)



Low Profile Plate with Cylinder Hole

DS840 Polesium™

DS842 Metacom™

Finishes: Satin Stainless Steel (SSS)

Satin Silver (eSilver)

Satin Chrome Plate (SCP)

Powdercoat (PC)

Satin Black (eBlack)

Chrome Plated (CP)



Mortised Pull without Cylinder Hole

DS889 Polesium™

Finish: Powdercoat (PC)



Mortised Pull with Cylinder Hole

DS888 Polesium™

Finish: Powdercoat (PC)



Flat External Door Plate

DS9 Stainless Steel

Finish: Satin Stainless Steel (SSS)









arch_sales@doric.com.au

www.doric.com.au

02 9609 2555

Hinged Door Lock Compatibility Table

	 45mm & 60mm Roller & Deadbolt	 23mm Narrow Stile Deadlock	 50mm & 60mm Latch & Deadbolt	 30mm Heavy Duty Latch & Deadbolt	 30mm Heavy Duty Multi-point Latch & Deadbolt	 30mm Latch & Deadbolt
	DS559	DN995	DN996	DS1265	DS1289	DS1295
DS1160/7	Escutcheons Only		■			
DS1300/7			■ 50mm	■	■	■
DS1400/7			■ 50mm	■	■	■
DS5300/7		■				
DS5400/7		■				